



# CAPITAL 100

CAPITAL 100



## DESCRIPTION

Hosting 32 premium quality high power LEDs, CAPITAL 100 delivers remarkable performances from a strikingly compact body. Tailored to the demanding needs of the most imaginative architectural lighting specifications, this flexible and highly versatile floodlight is suitable for a variety of installations where a reduced mounting space leaves no wide choice to the most innovative lighting designers. Alternative ON-OFF white light versions available.

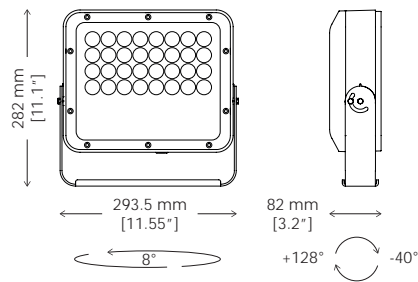
## MAIN FEATURES

- Max. delivered lm output: 8168 lm / 106 lm/W
- Size: (HxWxD) 282x293.5x82 mm / 11.1x11.5x3.2"
- Control system: DMX-RDM, DALI DT8, DALI, ON-OFF, 0-10V, on-board or remote wireless data
- Compact floodlight specific for wall wash effects on diverse architectural elements

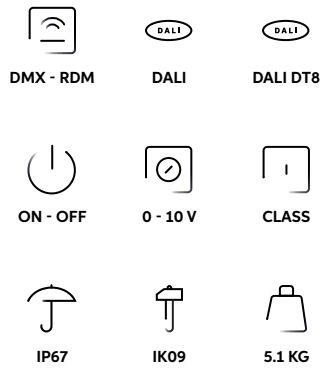
## LED COLOUR CONFIGURATIONS




# CAPITAL 100



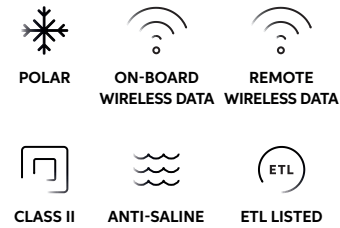
## FEATURES




## LED COLOUR CONFIGURATIONS



## OPTIONS



## FINISHES



## MORE INFO



## CODES

AL5005 CAPITAL 100  
AL5007 CAPITAL 100 POLAR EDITION  
AL5038 CAPITAL 100 B

PERFORMANCE	WATT	MAX LM OUTPUT	LM/WATT
CAPITAL 100 RGBW	73	5198	71
CAPITAL 100 DW	69	7349	107
CAPITAL 100 W	69	7319	106
CAPITAL 100 B	77	8168	106

BEAM ANGLE REFERENCE	RGBW	DW/W
SPOT	8°	12°
NARROW	12°	15°
MEDIUM	23°	25°
WIDE	44°	48°
EXTRA WIDE	59°	66°
ELLIPTICAL	9° x 42°	14° x 39°
ELLIPTICAL WIDE	19° x 39°	22° x 37°
WALL WASH	14° (5° incline) x 37°	19° (5° incline) x 37°



Vietnam – Dam Vac Bridge, Vinh Yen